



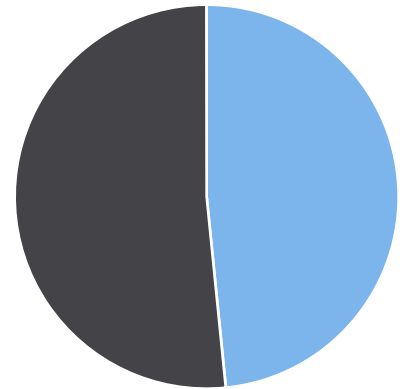
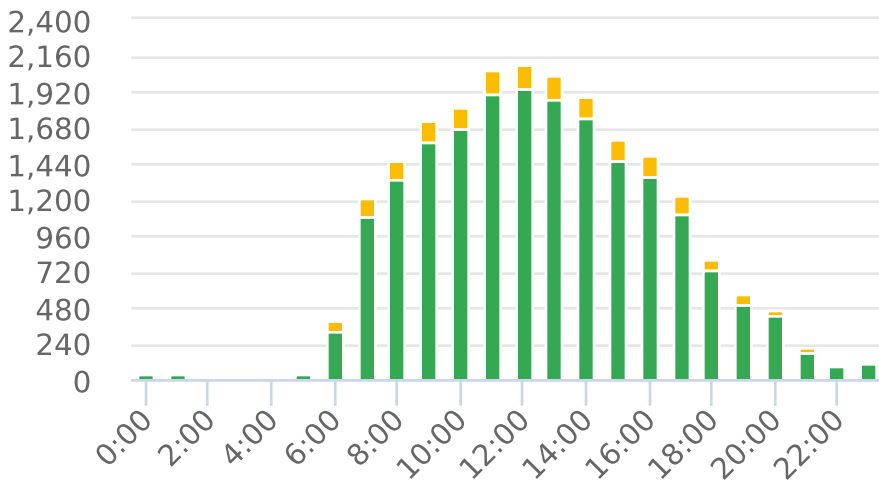
Start: 2024-03-29  
 End: 2024-04-19  
 Times: 0:00:00-23:59:59

Violation Threshold: Speed Limit + 5  
 Speed Range: 1 to 150

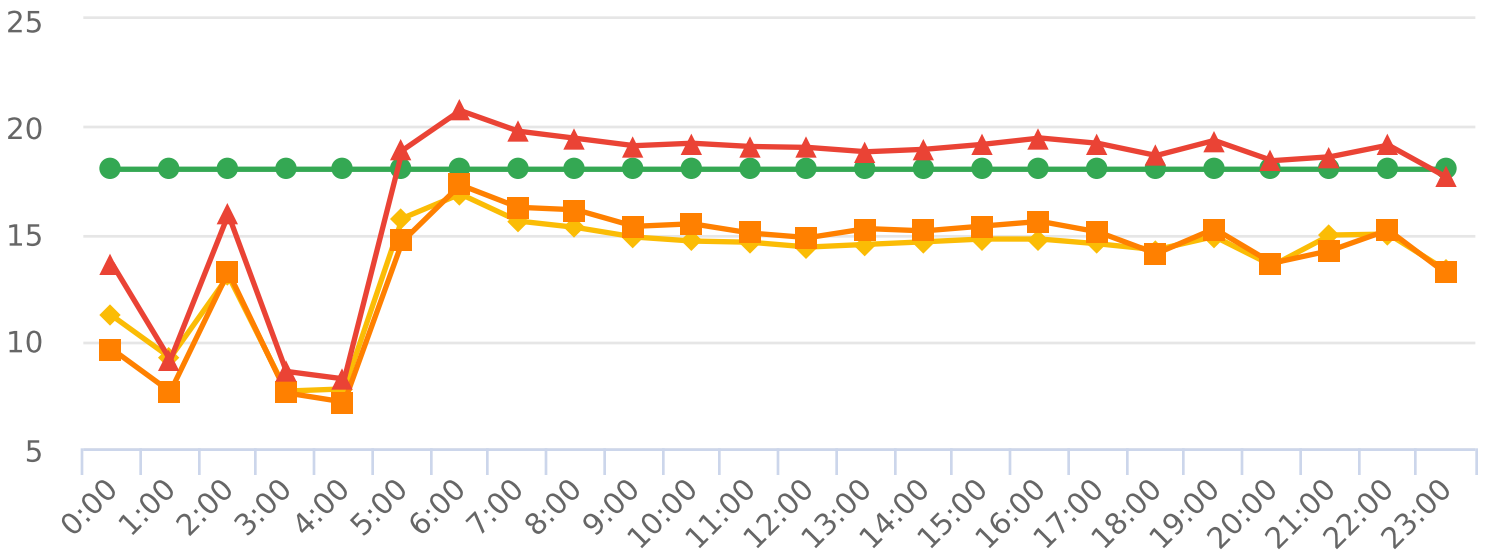
## Overall Summary

Total Days of Data: 22  
 Speed Limit: 18  
 Average Speed: 14.7  
 50th Percentile Speed: 15.23  
 85th Percentile Speed: 19.09  
 Pace Speed Range: 10-20

Minimum Speed: 6  
 Maximum Speed: 39  
 Display Mode: Dependent Messages  
 Average Volume per Day: 978.6  
 Total Volume: 21530



● Violators    ● Inside Threshold    ● Compliant    ● Vehicles Slowed  
 ● Other



● Speed Limit    ● Average Speed    ● 50% Speed    ● 85% Speed



Start: 2024-03-29

End: 2024-04-19

Times: 0:00:00-23:59:59

Violation Threshold: Speed Limit + 5

Speed Range: 1 to 150

Time	Sign Mode	Speed Limit	Total # Vehicles	Total # Violator	% Violator	Avg # Vehicles	Avg # Violators	Min Speed	Max Speed	Avg Speed	50% Speed	85% Speed	Sign Effectiveness
0:00	Dependent Messages	18	41	1	2.4%	2.0	0.0	6	26	11.2	9.6	13.6	34.1%
1:00	Dependent Messages	18	36	1	2.8%	1.7	0.0	6	29	9.2	7.6	9.1	13.8%
2:00	Dependent Messages	18	28	2	7.1%	1.3	0.1	6	39	13.0	13.2	15.9	28.5%
3:00	Dependent Messages	18	24	0	0.0%	1.1	0.0	6	17	7.7	7.6	8.6	20.8%
4:00	Dependent Messages	18	13	0	0.0%	0.6	0.0	6	15	7.8	7.2	8.2	30.8%
5:00	Dependent Messages	18	49	0	0.0%	2.3	0.0	6	25	15.7	14.6	18.9	38.7%
6:00	Dependent Messages	18	406	7	1.7%	20.3	0.4	6	33	16.8	17.3	20.7	53.0%
7:00	Dependent Messages	18	1203	1	0.1%	60.2	0.1	6	26	15.6	16.2	19.8	52.4%
8:00	Dependent Messages	18	1461	4	0.3%	73.1	0.2	6	27	15.3	16.1	19.4	52.1%
9:00	Dependent Messages	18	1741	8	0.5%	87.1	0.4	6	27	14.8	15.3	19.1	52.3%
10:00	Dependent Messages	18	1823	5	0.3%	91.2	0.3	6	27	14.7	15.5	19.2	49.8%
11:00	Dependent Messages	18	2081	10	0.5%	104.1	0.5	6	28	14.6	15.0	19.1	49.5%
12:00	Dependent Messages	18	2114	9	0.4%	105.7	0.5	6	28	14.4	14.8	19.0	46.5%
13:00	Dependent Messages	18	2035	9	0.4%	101.8	0.5	6	30	14.5	15.2	18.8	46.8%
14:00	Dependent Messages	18	1894	7	0.4%	94.7	0.4	6	28	14.6	15.1	18.9	46.1%
15:00	Dependent Messages	18	1603	9	0.6%	76.3	0.4	6	34	14.8	15.4	19.2	46.2%
16:00	Dependent Messages	18	1492	4	0.3%	71.0	0.2	6	27	14.7	15.6	19.5	47.8%
17:00	Dependent Messages	18	1220	2	0.2%	58.1	0.1	6	26	14.5	15.1	19.2	46.2%
18:00	Dependent Messages	18	799	6	0.8%	38.0	0.3	6	27	14.3	14.1	18.6	46.0%
19:00	Dependent Messages	18	563	2	0.4%	26.8	0.1	6	28	14.9	15.2	19.3	48.1%
20:00	Dependent Messages	18	465	4	0.9%	22.1	0.2	6	27	13.5	13.6	18.4	50.6%
21:00	Dependent Messages	18	221	2	0.9%	10.5	0.1	6	28	14.9	14.2	18.6	53.9%
22:00	Dependent Messages	18	111	0	0.0%	5.3	0.0	6	23	15.0	15.2	19.1	49.5%
23:00	Dependent Messages	18	107	1	0.9%	5.1	0.0	6	26	13.3	13.1	17.6	41.1%
<b>Total Volumes/ Avg</b>			<b>21530</b>	<b>94</b>	<b>0.4%</b>	<b>1060.4</b>	<b>4.8</b>	<b>6</b>	<b>39</b>	<b>13.7</b>	<b>13.8</b>	<b>17.4</b>	<b>43.5%</b>
<b>Total/Avg w/o Feedback</b>			<b>0</b>	<b>0</b>	<b>0</b>	<b>0.0</b>	<b>0.0</b>	<b>n/a</b>	<b>n/a</b>	<b>n/a</b>	<b>n/a</b>	<b>n/a</b>	<b>n/a</b>
<b>Total/Avg w/ Feedback</b>			<b>21530</b>	<b>94</b>	<b>0.4%</b>	<b>1060.4</b>	<b>4.8</b>	<b>6</b>	<b>39</b>	<b>13.7</b>	<b>13.8</b>	<b>17.4</b>	<b>43.5%</b>



Start: 2024-03-29  
End: 2024-04-19  
Times: 0:00:00-23:59:59

# Compliance & Risk Report

## NBHW/Towhee Ct., EB

Medium Risk Threshold: Speed Limit + 5  
High Risk Threshold: Speed Limit + 10  
Speed Range: 1 to 150  
Time View: By Hour (Total Volumes)

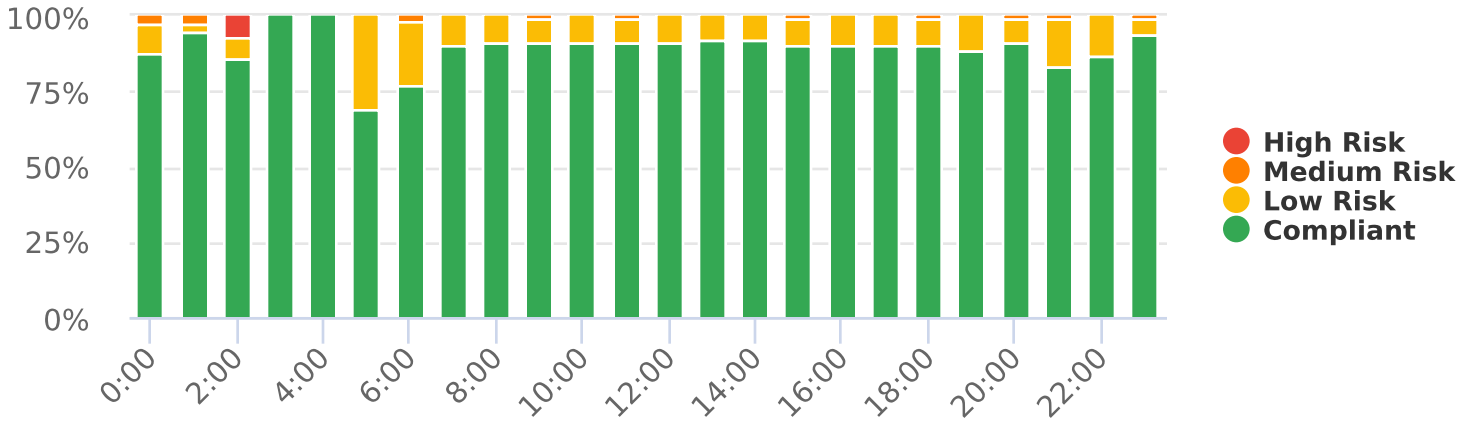
Time	Speed Limit	Mode	Compliant	Low Risk	Medium Risk	High Risk	Total Num Vehicles
0:00	18	Dependent Messages	36	4	1	0	41
1:00	18	Dependent Messages	34	1	1	0	36
2:00	18	Dependent Messages	24	2	0	2	28
3:00	18	Dependent Messages	24	0	0	0	24
4:00	18	Dependent Messages	13	0	0	0	13
5:00	18	Dependent Messages	34	15	0	0	49
6:00	18	Dependent Messages	312	87	6	1	406
7:00	18	Dependent Messages	1085	117	1	0	1203
8:00	18	Dependent Messages	1330	127	4	0	1461
9:00	18	Dependent Messages	1589	144	8	0	1741
10:00	18	Dependent Messages	1665	153	5	0	1823
11:00	18	Dependent Messages	1895	176	10	0	2081
12:00	18	Dependent Messages	1935	170	9	0	2114
13:00	18	Dependent Messages	1866	160	9	0	2035
14:00	18	Dependent Messages	1740	147	7	0	1894
15:00	18	Dependent Messages	1453	141	8	1	1603
16:00	18	Dependent Messages	1351	137	4	0	1492
17:00	18	Dependent Messages	1102	116	2	0	1220
18:00	18	Dependent Messages	722	71	6	0	799
19:00	18	Dependent Messages	498	63	2	0	563
20:00	18	Dependent Messages	425	36	4	0	465
21:00	18	Dependent Messages	184	35	2	0	221
22:00	18	Dependent Messages	96	15	0	0	111
23:00	18	Dependent Messages	100	6	1	0	107
<b>Total</b>			<b>19513</b>	<b>1923</b>	<b>90</b>	<b>4</b>	<b>21530</b>



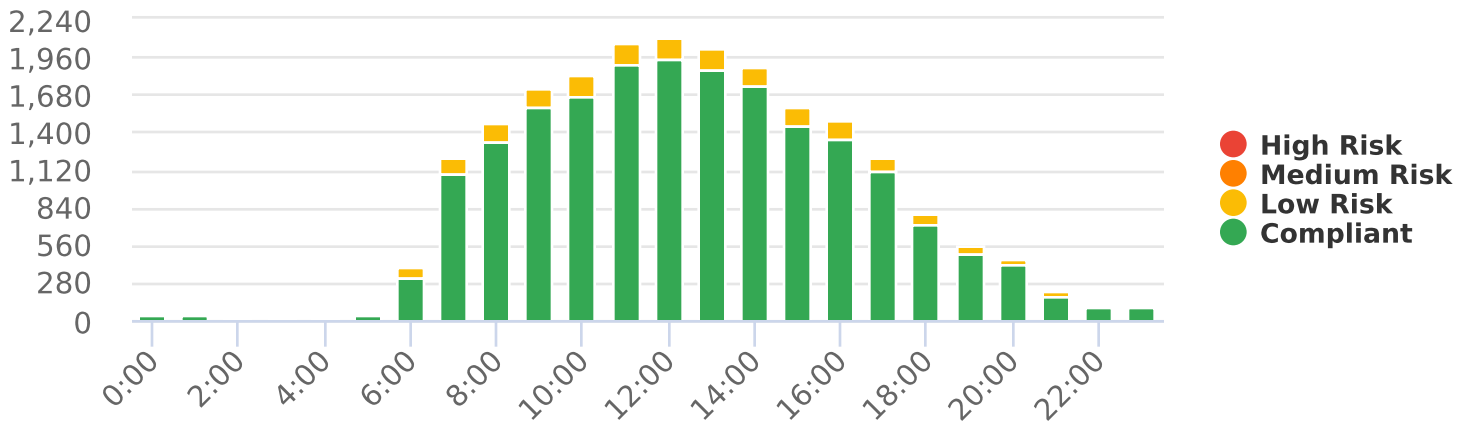
Start: 2024-03-29  
 End: 2024-04-19  
 Times: 0:00:00-23:59:59

Medium Risk Threshold: Speed Limit + 5  
 High Risk Threshold: Speed Limit + 10  
 Speed Range: 1 to 150  
 Time View: By Hour (Total Volumes)

Compliance % by Hour (Totals)



Compliance by Hour (Totals)



Speeds

